

**pewag**

**STRONG  
IS NOT  
ENOUGH**  
[www.pewag.com](http://www.pewag.com)

# pewag winner fire special sling chains

The solution for hot galvanising plants





# Content

## pewag winner fire special sling chains for hot galvanizing plants – our contribution to improve security in hot galvanizing plants

Sling chains are normally subjected to very high demands in hot galvanizing plants. The perfect solution is provided by pewag winner special sling chains, which offer the highest stress corrosion cracking resistance.

Content	3
---------	---

### pewag group

Welcome to the pewag group	4-5
History, Quality management	6
Business areas, Environment	7
Production and sales locations	8-9

### Sling chains

Advantages and Information	10-15
----------------------------	-------

### Chains and components

Product overview	16-21
------------------	-------

### User manual

User manual for special sling chains	22-27
--------------------------------------	-------

# Welcome to the pewag group

**We are an internationally operating group of companies. Our track record goes back to the year 1479.**

## Mission Statement

**pewag group's Mission Statement expresses the goals of our actions as follows:**

Because of our joy and determination to innovate, we at pewag group strive to manufacture the world's best products wherever we compete – today and in the future. The high quality of our products and services, as well as the passionate performance of our employees are our biggest assets to reach excellence and total customer satisfaction.

## Principles of pewag group

### Leading in Quality

The values of our premium product brands are demonstrated by our first class quality and innovations and are communicated consistently and coherently.

We anticipate market demands and changes in the environment and adapt our strategies, organizations and actions accordingly to satisfy our customers' needs through providing the best value for the money; timely delivery; efficient and obliging service.

### Leading in Responsibility

We commit ourselves to careful treatment of the environment, by reducing the use of energy and raw materials, ensuring the longevity of our products and making them recyclable.

We value an open, honest and team-oriented workstyle, which is based on transparent communication honoring ideas, opinions and experience of our employees as valuable inputs for our decision making process.

We strive for stable and fair partnerships with our employees, customers, suppliers and other business partners and take social aspects into consideration when making business decisions.

### Leading in Technology

We secure our technological leadership through highest product quality, constant improvements and innovations of products, as well as manufacturing processes.

We are dedicated to keep on top of product technology. This ensures that our customers always have the best solutions available and that we expand and protect our market position.


### Leading in Economics

In all our processes we use due diligent business practices and efficiency and strive to improve these continuously.

In the long-term, we will continuously increase our economic performance to raise corporate value, achieve sustained growth and thus secure a successful future of the organization.

We are a modern group of companies which looks back to a tradition and experience of more than 500 years. Since our founding years, a lot has changed, but the values that made our success possible from the beginning remain.

**pewag group –  
Innovation. Quality. Partnership.**



# History of the pewag group

## Advantage through tradition

The history of pewag group goes back to the 15th century and therefore makes us the oldest chain manufacturer worldwide. With our experience we are ready for the future.

### Timetable of important events

- 1479** First documented references of a forging plant in Brückl
- 1787** Foundation of a chain forge in Kapfenberg
- 1803** Foundation of a chain forge in Graz
- 1836** Establishment of an iron casting plant in Brückl
- 1912** Production of the first snow chain in the world
- 1923** Merger of plants in Graz and Kapfenberg – Creation of the name “pewag”
- 1972** Foundation of a sales company in Germany
- 1975** Foundation of a sales company in the USA
- 1993** Foundation of pewag austria GmbH
- 1994** Foundation of the first subsidiary in Czech Republic
- 1999** Acquisition of the Weissenfels Group
- 2003** Separation from the Weissenfels Group
- 2005** Reorganization into 2 groups:  
Schneeketten Beteiligungs AG Group – Snow Chains  
pewag austria GmbH Group – Technical Chains
- 2009** Acquisition of Chaineries Limousines S.A.S.



Lithography forging plant Brückl 1855



Anchor chain forge 1878



Chain forgers 1956

# Quality management

## Our ultimate goal is to achieve customer satisfaction

To reach this goal, the quality management of the pewag group is determined by the principle: “We supply our customers with high-quality products which fully meet technological standards and its usage requirements,” this is summarized in the four following mandatory principles:

### Market oriented quality

To maintain and improve its competitive position, the quality of products and services of the pewag group must meet both the specifications of our customers and the standards one can expect from the technological leader in the industry.

### Economic quality

As a profit-oriented company, the quality is also determined by the material used, labour costs and financial possibilities, i.e. also within the framework awarded by the customer.

### Responsibility for Quality

Quality management is the task and obligation of executives at all levels. Every employee of the pewag group has to be integrated by management in the preparations, execution and evaluation of the quality management measures.

Every employee takes the responsibility for the quality of his work.

### Process oriented quality assurance

The close interaction between sales, product development, production and customer service is regulated within the individual companies by fixed processes and activities, as well as responsibilities with the aim to reach and maintain the defined quality standards.



# Business areas

# Environment – we take responsibility

## Working with pewag products

The pewag group has a substantial and diverse spectrum of products and services.

Our range of products varies from traction chains for tires (snow chains for passenger cars, trucks and special-purpose vehicles, tire protection chains for mining vehicles) over different industrial chains to products for the do-it-yourself sector (light chains, belts, etc.)



**Segment A**  
Snow and forestry chains



**Segment B**  
Hoist and conveyor chains



**Segment C**  
Do-it-yourself



**Segment D**  
Engineering



**Segment F**  
Lifting and lashing chains and accessories



**Segment G**  
Tire protection chains

## Ecological awareness in all areas



We continuously strive to keep the influence of our business on the environment as low as possible. Our production and warehousing is organized so that all legal requirements on environmental protection are fulfilled. Furthermore, we consider ecological aspects for our product development, processes and distribution channels and include these in our business planning.

Consequently, we are permanently striving for a continuous improvement and development of our established products to reach higher load capacities and safety for our customers with lighter weights and longer life spans.

Wherever we cannot avoid an environmental impact, we strive to reduce the use of energy, environmentally harmful emissions and keep the production of waste to a minimum. When investing in new machines, we consider the technically most adequate and economically feasible state-of-the-art designs for their designated area of use.

Our environmental management is certified according to ISO 14001:2004. Regular internal audits assist to supervise compliance, test the effectiveness of our set standards and serve as a basis to determine improvement potentials.

Out of this long-lasting tradition, we take responsibility for our products, employees, our sites and the environment very seriously.

We commit to comply with all environment-related regulations and continually improve our performance for the environment by defined goals. For that purpose, we use modern production technologies. We enhance the ecological awareness of our employees by regular trainings.

We engage with our customers, neighbours and government agencies in an open communication and inform them about our environmental management wherever appropriate.

By providing advice, we want to inform our customers about the environmental aspects related to the use of our products – especially their long life spans. We are striving to motivate our customers and suppliers to consider environmental protection in their sphere of influence and use the same environmental standards as we do.

# Customer proximity

## International presence

In the ambitious five-hundred year history pewag has evolved from a small and modest company to a global organization with several subgroups.

With 8 production and 26 sales and other locations on the continents of Europe, America and Africa pewag documented its claim as the world's number one chain manufacturer.

In addition to the numerous locations pewag as an international company relies on his capillary, strong, and professional partner network. These collaborations provide optimal customer service in currently more than 100 countries around the world.

## Production and sales locations

### Europe

Austria	pewag austria GmbH, Graz pewag austria GmbH, Kapfenberg pewag Schneeketten GmbH & Co KG, Graz pewag Schneeketten GmbH & Co KG, Brückl pewag engineering GmbH, Kapfenberg AMW Grünberger Handelsgesellschaft mbH, Wien pewag Ketten GmbH, Klagenfurt pewag International GmbH, Klagenfurt
Germany	pewag Deutschland GmbH, Unna pewag Schneeketten Deutschland GmbH, Unna
France	J3C SAS pewag France, Seyssins Chaineries Limousines SAS, Bellac Chaineries Limousines SAS, Limoges
Italy	pewag italia srl, Andrian
Nederland	pewag nederland BV, Hillegom APEX International BV, Hillegom Interparts Industrie Mij BV, Hillegom

### Europe

Poland	pewag polska Sp. z o.o., Buczkowice
Russia	OOO „PEWAG“, Moscow OOO „pewag russia“, Moscow
Sweden	pewag sweden AB, Emmaboda
Slovakia	pewag slovakia sro, Nitra
Czechia	Řetězárna Česká Třebová sro, Česká Třebová pewag sro, Vamberk
Ukraine	TOV pewag Ukraine, Lviv

### North America

USA	pewag Inc, Bolingbrook, Illinois pewag Inc, Rocklin, California
-----	--

### Africa

South Africa	HMV Engineering (Pty) Ltd, Houghton Johannesburg
--------------	---



pewag group presents  
itself on the internet. More ...  
[www.pewag-group.com](http://www.pewag-group.com)  
[www.pewag.com](http://www.pewag.com)

**pewag group –  
Innovation. Quality. Partnership.**



## Sling chains

Advantages for hot galvanising plants	12
Production, test certificate, not permissible sling chains	13
Combination possibilities, examples of use	14
Working load limit, overloading	15



# Sling chains

## Advantages and Information



## Advantages for hot galvanising plants

Galvanizing plants use various types of sling chains for lifting and transporting parts to be galvanized and for adding zinc ingots.

Chains, particularly those used during the galvanizing process, are subject to extraordinarily high stress:

- They are heated up to approx. 475°C in the galvanizing bath.
- They are subjected to zinc corrosion.
- The hydrogen that develops during the repeated work cycles of „galvanizing – pickling – galvanizing“ in the galvanizing bath has a considerable effect on the chains.



pewag winner fire

The absorption of hydrogen causes the dreaded stress corrosion cracking which results in component breakage without any signs of deformation or any other previous warning signals. In the case of sling chains, such failure would have dramatic consequences.

**With pewag's special sling chains for hot galvanizing plants you have this problem under control!**

This has been proven in renowned European galvanizing plants for several years. (In Germany, pewag austria was the first and only chain manufacturer to receive a special permit from the German trade association which was later replaced by EN 818.) In galvanizing plants, the chains are used in diluted sulfuric or hydrochloric acid of a concentration of 15% at approx. 20-30°C bath temperature.

The use of pewag chains offers further important advantages compared to ordinary chains of grade 2 acc. to BGR 150:

- Due to the higher strength (quality grade 4 according to EN 818-5), the ratio of load capacity and mass is improved by a factor of 2.6.
- The surface of the chains and thus the undesired zinc drag-out is reduced by nearly 30%.
- At high temperatures, pewag's special sling chains for hot galvanizing plants achieve a 25% higher minimum breaking force than those demanded in EN 818-5 and EN 818-6, which means 25% more safety for the user. The risk of breaking is significantly smaller than with ordinary chains and the level of security 25% higher.

# Production

All pewag winner fire sling chains are produced in all welded design pursuant to EN 818-5 and afterwards subjected to a special treatment to increase the resistance to stress corrosion cracking. pewag winner fire chain slings must not be modified by the user.

# Test certificate

Test certificates are issued for each sling chain and must be kept on file for the entire period of usage.



Tragkraftanhänger

# Impermissible chain slings in hot galvanizing plants

Following chain slings must not be used in galvanizing plants:

- All chains which are not designed for lifting purposes. That is, all long link chains whose pitches (inside link length) are 3 times longer than the link diameter.
- All chains which are built according to the “modular principle”. In such cases, the acid settles in the assembly joints and causes invisible and undetectable damages. For this reason, it is irrelevant if the chain was mounted by the producer himself or by another expert.
- All chains whose grades exceed grade 4 (e.g., chains in grade 8 or 10). The materials used in the chains embrittle in case of the slightest hydrogen absorption and break like glass without prior indication
- All chains whose ID-tags are missing
- All damaged chains (please also see BRG 150, EN-818-6 and our user manual on page 24)

**STRONG IS NOT ENOUGH**  
www.pewag.com

pewag winner GmbH  
A-6020 Kapfenberg, Muraustrasse 101  
Phone: +43 (0) 3862 2284-1  
Fax: +43 (0) 3862 10 60 00  
info@pewag.com  
www.pewag.com

**Abnahmeprüfzeugnis nach EN 10204 3.1**  
Inspection certificate according to EN 10204 3.1

<b>Angewandte Norm /</b> Specification according to pewag-Werkzeugzeug pewag standard	<b>Strahl-Nr.</b> Order number <b>Prüfzeugnis-Nr.</b> Certificate number <b>Werkzeugzeug-Nr.</b> Commission number <b>Gehänge-Nr.</b> Sling number
--	---

<b>Nennbezeichnung</b>	<b>Additional information</b>	WFZ 10 R AFZ - WFZ 1000
<b>Bezeichnung</b>	<b>Comment</b>	
<b>Gehäuses</b>	<b>Grade</b>	FZ
<b>Liefermenge (Stk.)</b>	<b>Amount (pcs.)</b>	
<b>Länge (m)</b>	<b>Length (m)</b>	1,0

Nenngröße	Nennwert	d	min	Schwerpunkte
Prüfzeugnis 10 R AFZ	Working load and SL AFZ	10	11,00	
Liefermenge 10 R AFZ	Working load and SL AFZ	10	11,00	
APF 1	APF 1	10	11,00	
APF 2	APF 2	10	11,00	

2 Strung Gehänge  
2 string

**Konformitätserklärung:**  
Wir erklären in alleiniger Verantwortung, dass die in diesem Prüfzeugnis genannten Produkte die Normen und/oder technischen Zeichnungen erfüllen und die angegebenen Hersteller angegeben wurden. Bei jeder Arbeit vor, während und nach dem Gebrauch sind die Produkte ordnungsgemäß zu warten und zu pflegen.  
Wir übernehmen für die Dauer der Nutzung der Produkte keine Haftung für Schäden, die durch die Verwendung der Produkte verursacht werden.  
Dieses Prüfzeugnis ist ein Dokumentationsmittel des Herstellers.  
Verwendet man es unrichtig, ist dies die Verantwortung des Benutzers.

**Declaration of Conformity:**  
We declare in our sole responsibility that the product mentioned in this certificate fulfills the relevant provisions of the applicable European Standards and that the mentioned standards were applied in case of any not to comply required changes of the product the declaration still stands.  
The person authorized to complete this document assumes full responsibility for the compliance with Part 4 of Annex 1 of the certificate.  
It is a precondition for the product the service that the mentioned for use has been used and preserved.

<b>Prüfergebnis</b> Result of test	Kapfenberg	<b>Qualitätsstelle</b> Manufacturer	Dieses Prüfzeugnis wurde EDV-unterstützt erstellt und ist ohne Unterschrift gültig. This certificate was generated by computer and is valid without a signature.
OPPE BEANSTÄNDIGUNG WITHOUT ANY OBJECTION		IA DI Scharfetter (Abnahmepersonal) (Acceptable representative)	

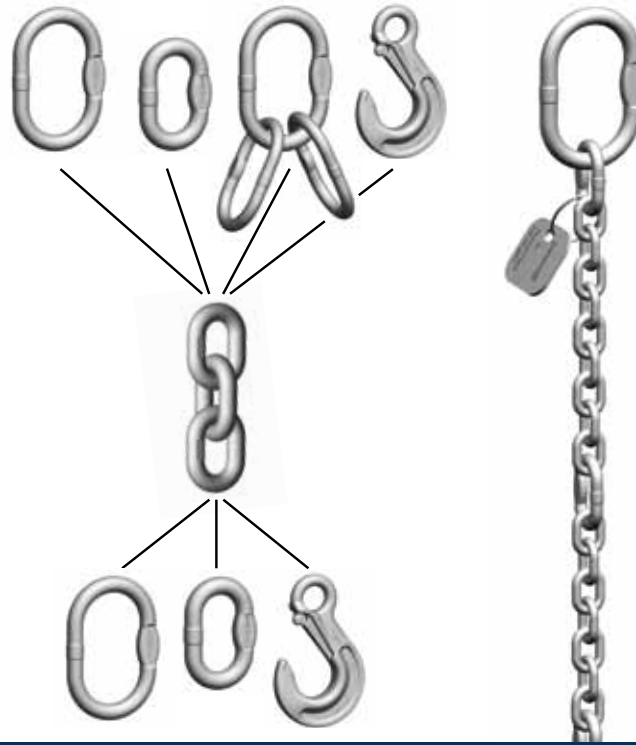
Dieses Prüfzeugnis ist 10 Jahre lang bzw. über die gesamte Nutzungsdauer aufzubewahren.  
This test certificate must be kept for ten years resp. during the entire service life.

Normen: DIN EN 10204 3.1  
Formelnummer: 19.08.009  
Formelzeichen: Lieferzustand zu 200 Stück  
Werk: A 11, 3862001, A 11, 3862001, 1000

Prüfzeugnis

## Possibilities of combination

pewag winner fire system offers many possibilities of combination. Our chain slings are produced according to the information provided by the user. Special constructions are also possible. Welding processes are carried out according to BG directives. The original product must not be altered or modified after shipment. If needed, we also provide customized solutions on site.



## Examples of use

Typical chain applications in hot dip galvanizing plants



Addition of zinc blocks



Lifting of heavy parts



Lifting of heavy parts

## Working load limits

The provided working load limits are the maximal values of the different chain sling types according to the reference method.

Safety factor 4		I-leg-chains		II-leg-chains				III- + IV-leg chains		Endless chain sling
<b>Angle of inclination</b>	-	-	bis 45°	45°-60°	bis 45°	45°-60°	bis 45°	45°-60°	-	
<b>Load factor</b>	1	0,8	1,4	1	1,12	0,8	2,1	1,5	1,6	
<b>Code</b>	<b>d</b>	<b>Load capacity [kg]</b>								
KWF 8	8	500	400	700	500	560	400	1060	750	800
KWF 10	10	800	625	1120	800	850	625	1675	1180	1250
KWF 13	13	1325	1060	1875	1325	1500	1060	2800	2000	2125
KWF 16	16	2000	1575	2800	2000	2250	1575	4250	3000	3150
KWF 20	20	3150	2500	4250	3150	3550	2500	6600	4750	5000
KWF 22	22	3750	3000	5300	3750	4240	3000	8000	5600	5900

## Demanding conditions

If pewag special chains are exposed to special conditions (e.g. asymmetry or edge load), the working load limits defined in the table above must be reduced. In such cases, the load factors stipulated in the table below must be applied. Please take the information given by the user manual into consideration.

When lifting with chains directly on lugs or round loads, it is recommended to use a lug diameter of at least 3 x the pitch of the chain. If this is not the case, the working load limit must be reduced by 50%.

<b>Temperature</b>	-40°C – 475°C		
<b>Load factor</b>	1		
<b>Asymmetric load distribution</b>	The WLL has to be reduced by at least 1 leg. In case of doubt only consider 1 leg as load-bearing.		
<b>Edge load *</b>	R = larger than 2 x d 	R = larger than d 	R = smaller than d 
<b>Load factor</b>	1	0,7	0,5
<b>Shock</b>	slight shocks	medium shocks	strong shocks
<b>Load factor</b>	1	0,7	not permissible

\* d = thickness of the material

**Chains and Components**

KWF Chain, AWF Master link	18
BWF Transition link, VWF Four leg master link assembly	19
HWF Eye sling hook, SMWF S-hook, Construction parts	20





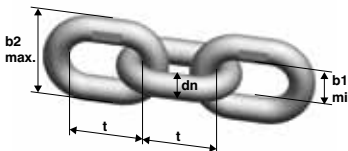
# Chains and Components

## Product Overview



## KWF Lifting chain

Round steel lifting chain for hot dip galvanizing plants.

	Code	Nominal-diameter [d]	Standard delivery length [m]	Pitch [t]	Inside width [b1 min.]	Outside width [b2 max.]	Load capacity [kg]	Breaking force [kN]	Weight [kg/m]
	KWF 8	8	50	24	11	29	500	33,3	1,41
	KWF 10	10	50	30	14	36	800	53,2	2,20
	KWF 13	13	50	39	18	47	1.325	88,1	3,71
	KWF 16	16	25	48	22	58	2.000	133	5,62
	KWF 20	20	25	60	27	70	3.150	209	8,76
	KWF 22	22	25	66	30	79	3.750	251	11,18

## AWF Master link

For pewag welded system.

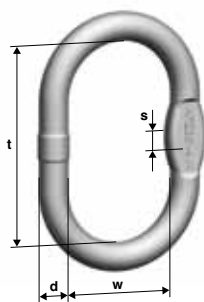
Master link for 1-leg chain: AI

Master link for 2-leg chain: All

Master link for 3- and 4-leg chain - only with transition link

BW as on VW. Can also be used as end link AI - for chain classification see column AI.

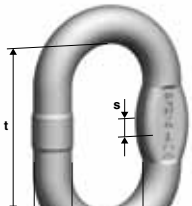
Code	Load capacity 0-45° <sup>1</sup> [kg]	Can be used up to single hook according to DIN 15401	d [mm]	t [mm]	w [mm]	s [mm]	Weight [kg/pc.]	Master link for chain Ø	
								1-leg A I [mm]	2-leg A II [mm]
AWF 16	500	Nr. 2,5	16	110	60	14	0,53	8	-
AWF 18	800	Nr. 5	19	135	75	14	0,86	10	8
AWF 22	1325	Nr. 6	23	160	90	17	1,60	13	10
AWF 26	2000	Nr. 8	27	180	100	20	2,46	16	13
AWF 32	3150	Nr. 10	33	200	110	26	4,14	20	16
AWF 36	4250	Nr. 16	36	260	140	-	6,22	22	20
AWF 45	5900	Nr. 25	45	340	180	-	12,82	-	22
AWF 50	8000	Nr. 32	50	350	190	-	16,55	-	-



<sup>1</sup> For load capacity of chain slings please refer to the table on page 15.

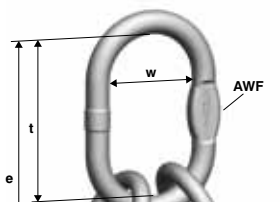
## BWF Transition link

For pewag welded system.  
Intermediate link or transition link and securing link.

	Code	Load capacity 0-45° <sup>1</sup>	d	t	w	s	Weight	Transition link for chain Ø
		[kg]	[mm]	[mm]	[mm]	[mm]	[kg/pc.]	1- + 2-leg B I/II [mm]
	BWF 10	500	10	44	20	-	0,09	8
	BWF 13	800	13	54	25	10	0,17	10
	BWF 16	1325	17	70	34	14	0,36	13
	BWF 20	2000	20	85	40	-	0,68	16
	BWF 23	3150	23	115	45	17	1,15	20
	BWF 27	4000	27	140	55	20	1,92	22

## VWF Four leg master link assembly

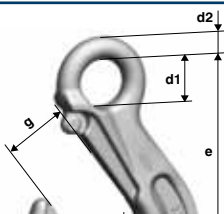
For pewag welded system. For assembling  
of welded chain slings with BW by pewag.

	Code	Consisting of	Load capacity 0-45° <sup>1</sup>	Can be used up to single hook according to DIN 15401	e	t	w	Weight
			[kg]		[mm]	[mm]	[mm]	[kg/pc.]
	VWF 8	AWF 22 + 2 BWF 16	1060	Nr. 6	230	160	90	2,32
	VWF 10	AWF 26 + 2 BWF 20	1675	Nr. 8	265	180	100	3,68
	VWF 13	AWF 32 + 2 BWF 22	2800	Nr. 10	315	200	110	6,46
	VWF 16	AWF 36 + 2 BWF 26	4250	Nr. 16	400	260	140	10,06
	VWF 20	AWF 50 + 2 BWF 32	6600	Nr. 32	500	350	190	22,87
	VWF 22	AWF 50 + 2 BWF 36	8500	Nr. 32	520	350	190	24,79

<sup>1</sup> For load capacity of chain slings please refer to the table on page 15.

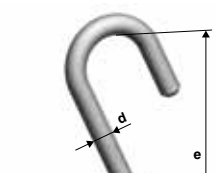
## HWF Eye sling hook

For pewag welded system. For general lifting applications.  
Hook without safety catch.

	Code	Load capacity [kg]	e [mm]	h [mm]	a [mm]	d1 [mm]	d2 [mm]	g [mm]	b [mm]	Weight [kg/pc.]
	HWF 8	500	106	27	19	25	11	32	88	0,50
	HWF 10	800	131	33	26	34	16	40	109	1,10
	HWF 13	1325	164	44	33	43	19	48	134	2,20
	HWF 16	2000	183	50	40	50	25	56	155	3,50
	HWF 20	3150	205	55	48	55	27	62	178	5,80
	HWF 22	3750	225	62	50	60	29	72	196	8,00

## SMWF S-Hook

Intermediate hook if jaw „g“ of HWF is too small.  
Also as an intermediate hook with wire rope loops.  
Before use, please make sure that hooks without safety catch are allowed for the intended purpose.

	Code	Load capacity [kg]	e [mm]	g [mm]	d [mm]	Weight [kg/pc.]
	SMWF 8	500	220	53	23	1,50
	SMWF 10	800	280	58	31	2,90
	SMWF 13	1325	400	90	40	8,20
	SMWF 16	2000	500	120	50	16,00
	SMWF 20	3150	550	130	60	26,00

## Construction parts

Further construction parts (e.g. bars, lifting beams or special lifting components) can also be produced to meet customer's requirements.



pewag winner fire special sling chains offer a high level of safety under the toughest conditions.

**High stress corrosion cracking resistance to reduce breaking probability.**



Content 22

**User manual**

User manual 24



# User manual

for special sling chains



# User manual

**This user manual provides information about the use, storage, inspection and maintenance of pewag winner fire chain slings.**

## General information

pewag winner fire special chain slings for hot galvanizing plants are designed for slinging, lifting and transporting parts to be galvanized. They are also designed to be immersed into zinc-baths. The information given in this catalogue about the chain sling types and the classification of the working load limit takes these circumstances into consideration.

pewag winner fire special chain slings must only be used by competent personnel and in hot dip galvanizing plants. They are not designed to be used in other fields. If properly used, pewag winner fire chain slings have a long service life and offer a high degree of safety. Personal injury and material damage can only be prevented by proper use. It is therefore essential that the operating manual has been read and understood before this product is put into service. However, this does not exclude a responsible and attentive use of the chain sling when lifting the load.

## Condition on delivery

A modification of the original condition of the product is not permitted. It is especially important that no welding processes are carried out on pewag chain slings and that they are not subjected to temperature influences over 475°C. The shape of the chain sling must not be modified – e.g. by bending, grinding, dividing parts, boring, etc. Surface coating procedures are only permitted provided that no reaction in or on the material of the chain sling will appear during or after the coating process. In case of doubt, please contact our technical service.

## Restrictions of use

**Temperature:** pewag special chain slings for applications in the hot dip galvanizing industry must not be used over the normal temperature range (30°C pickling bath – 475°C zinc bath). See also table on page 15. If this is not the case, the sling must be taken out of service.

**Use with acids/alkalines or chemical substances:**

pewag winner fire special slings for hot dip galvanizing plants can be immersed into pickling baths with a concentration of 15% hydrochloric acid. Material removal is possible due to the material of the chain. Pewag winner fire special slings are not designed to be used with other/higher acids.

**Residual risks**

All instructions given in this user manual assume the absence of extremely dangerous conditions. Such extremely dangerous conditions include the lifting of people and potentially dangerous

loads, such as liquid metals. In these cases, the admissibility and extent of the risks are to be assessed by pewag.

**Inspections**

Before the first use of a chain sling, following criteria must be applied:

- the delivered chain sling must correspond to the ordered one
- the test certificate/certificate of compliance must also be provided
- the information given by the marking and the working load limit must coincide with the information given by the test certificate or certificate of compliance;
- when necessary, all the details about the chain sling must be saved in a file.
- the operating manual must be available to the user and must be read and understood by the corresponding personnel.

Chain slings must be checked visually before each use. In case of doubt or when one or more withdrawal criteria are met, the chain sling must be removed from service and inspected by an expert.

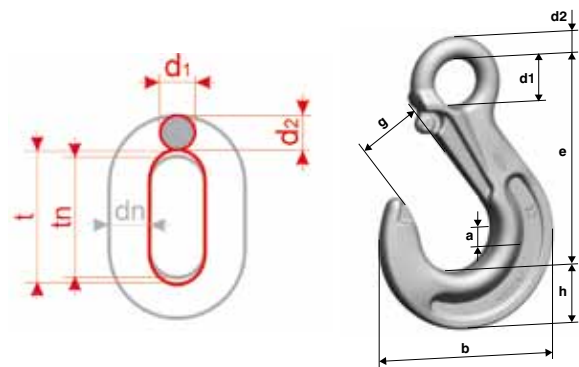
An inspection of the pickled chain sling must be carried out by a competent person according to national regulations (at least every 14 days). This period must, however, be shortened up in view of the conditions of use – e.g. because of frequent use with maximum load capacity. After extraordinary events which affect the safe working condition of the sling (unconrollable overheating, overloading, collision, etc), the chain sling must be inspected by a qualified person. A load test of the chain and accessories must not be carried out. The load must not exceed the working load limit.

**Withdrawal:**

The chain sling must be taken out of service if one or more of the following criteria are met.

- Broken parts.
- Missing or illegible identification tag.
- Deformation of the chain or accessories
- Elongation of the chain: the chain must be discarded if  $t > 1,05tn + (d_n - d_2)$ .
- Wear: The mean diameter  $d_m$  is permitted to be 90% of the nominal size  $d_n$ .  $d_m$  is determined as the mean value of the diameters  $d_1$  and  $d_2$  measured at right angles on the corresponding cross section. The chain must be discarded if:

$$d_m = \frac{d_1 + d_2}{2} < 0,9 d_n$$





- Cuts, nicks, gouges, cracks, signs of high heat conditions or welding processes, bent or twisted links.
- When wear or material removal occurs (e.g. pitting) and the maximal approved dimensional change (see table below) is exceeded
- Signs of „opening out“ of hooks. The enlargement of the hook opening must not exceed 10% of the nominal size.

#### Maximal approved dimensional change:

Denomination	Dimension	Modification
Chain	dn	-10%
	tn	+5% due to elongation
Links	d	-10%
	t	+10%
HWF	e	+5%
	d2 and h	-10%
	g	+10%
SMWF	e	+5%
	g	+10%
	d	-10%

#### Repair

Chain slings are only to be repaired by a qualified person. Welding processes, heat treatments and straightening of bent links are forbidden.

#### Documentation

Inspections and repairs must be documented and retained for the entire service life of the chain sling.

#### Storage

pewag winner fire chain slings should be stored clean and dry. When stored, they must not be subjected to chemical, thermal and mechanical influences.

## Correct use of chain slings


#### Angle of inclination

The required lifting points and chain type must be chosen in a way that the angles of inclination of all chain legs are within the range indicated on the ID-Tag. All angles of inclination should be the same. Angles of inclination of less than 15° must be avoided, since they put in risk the load stability and they can cause the overloading of the sling. Angles of inclination of more than 60° must be not used.

#### Edge load – protection of the load and the chain

The working load limit of pewag winner fire chain slings was defined under the assumption that the tension force is set in straight pull, i.e. redirected free of bending influences (edges). In case of edge load, intermediate layers must be used to prevent damages.

For correct and incorrect use, see following figures:



If chains are directly in contact with sharp edges without protection, the working load limit will be reduced. Load factors can be found in the table on page 15. When lifting with chains directly on lugs or round loads, it is recommended to use a lug diameter of at least 3 x the pitch of the chain (inside length of the chain link). If this not the case, the working load limit must be reduced by 50%.

#### Impact loading

The working load limit of pewag winner fire chain slings was defined under the assumption that the forces acting on each chain leg are free of impacts. When impact loading occurs, the load factors of page 15 must be taken into consideration. When using hook chains, impacts are forbidden, since the hooks could unhook.

Following criteria are applied:

- slight impacts: created, for example, when accelerating during the lifting or lowering movement
- medium impacts: created, for example, when the chain is loaded but it slips while adjusting to the shape of the load
- strong impacts: created, for example, when the load falls onto an unloaded chain

#### Symmetrical loading

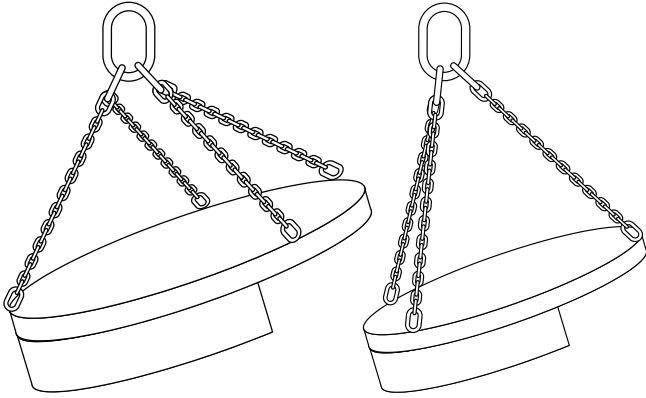
The working load limit of pewag winner fire chain slings was defined under the assumption that the forces acting on each chain leg are symmetrically distributed. When lifting the load, all inclination angles are the same and all chain legs are symmetrically disposed to each other.

The load can still be considered symmetrical when the following conditions are met:

- The load is smaller than 80% of the stated load capacity (WLL)
- The chain sling leg angles to the vertical are smaller than 15°
- The angles to the vertical of all chain legs are identical or deviate max. 15° from each other
- In the case of three- and four- leg chain slings, the corresponding plan angles deviate 15° from each other.

**Example of asymmetry**

If one of the mentioned parameters is not applied, the lifting process must be assessed by an expert. In case of doubt, only one of the chain legs should be considered as load bearing. For the corresponding WLL, please refer to the working load limit table.



All the load is carried by one chain leg.

All the load is carried by two chain legs.

**Use of pewag chain slings for other than the intended purposes**

pewag winner fire chain slings must only be used for the defined purposes. For cases where not all individual chain legs of a chain sling can be used simultaneously or where several chain slings are used at the same time, please use the working load limit indicated in the working load table. In case of doubt, the working load limit defined on the ID-tag must be modified according to the following table:


Type of chain sling	Number of chain legs in use	Factor applied to marked WLL
2-leg chain sling	1	1/2
3- and 4-leg chain sling	2	2/3
3- and 4-leg chain sling	1	1/3
2 x 1-leg chain sling	2	1,4 for angles of inclination between 0° and 45°
2 x 2-leg chain sling	3 or 4	1,5 for angles of inclination between 0° and 45°

Individual chain legs which will not be used must be hooked back into the master link in order to prevent hazards caused by free swinging or accidental unhooking of the load.

Before using several chain slings at the same time, make sure that the master links are free to move when attached to the crane hook and cannot unhook during the lifting process. Angles of inclination of more than 45° are not permitted. Only chain slings of the same nominal size and same grade must be used at the same time.

**pewag operating manuals can be downloaded under the following link: [www.pewag.com](http://www.pewag.com).**





9 1002546 989123  
KA/12/00129

**pewag austria GmbH**

A-8020 Graz, Bahnhofgürtel 59, Phone: +43 316 6070-0, Fax: +43 316 6070-100, saleinfo@pewag.com, [www.pewag.com](http://www.pewag.com)

